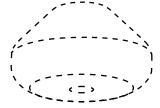


GRASP

DESIGN BY
THOMAS ALBERTSEN



FRANSEN



Frandsen ONE light source:

12 hours

4W


2700K

Step 1: 150lm

Step 2: 75 lm

Step 3: 30 lm

dimmbable

The product must be powered by
an approved SELV charger with
5V  1A



DK - SIKKERHEDSFORANSTALTNINGER

LED panelet i ONE modulet kan ikke udskiftes. Når LED panelet ikke længere fungerer, skal hele modulet udskiftes.

UK - SAFETY PRECAUTIONS

The LED panel in the ONE module cannot be replaced. When the LED panel no longer functions, the entire module must be replaced.

F - PRÉCAUTIONS DE SÉCURITÉ

Le panneau LED dans le module ONE ne peut pas être remplacé. Lorsque le panneau LED ne fonctionne plus, l'ensemble du module doit être remplacé.

E - MEDIDAS DE SEGURIDAD

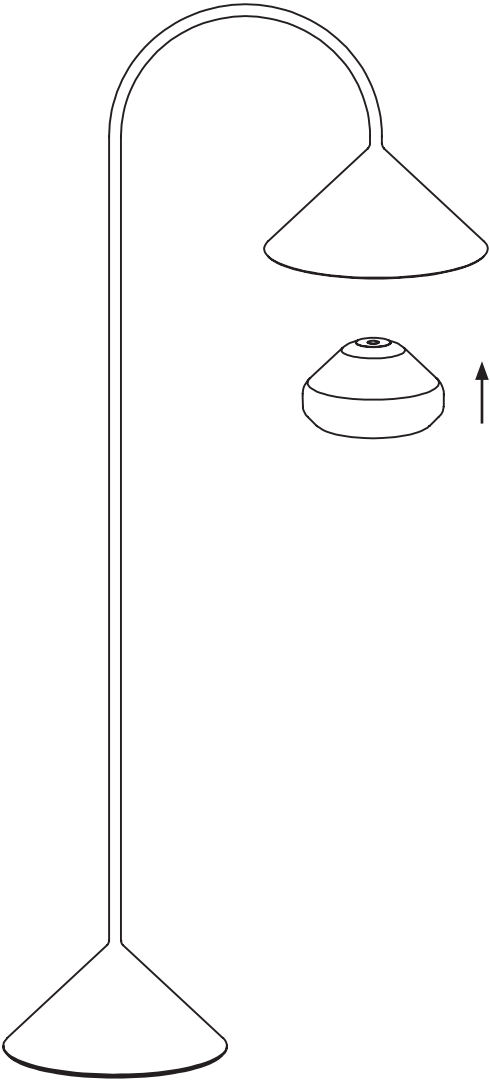
El panel LED en el módulo ONE no puede ser reemplazado. Cuando el panel LED deja de funcionar, se debe reemplazar todo el módulo.

D - SICHERHEITSVORKEHRUNGEN

Das LED-Panel im ONE-Modul kann nicht ausgetauscht werden. Wenn das LED-Panel nicht mehr funktioniert, muss das gesamte Modul ausgetauscht werden.


Recommendation if used outdoor:

When not in use, bring the Frandsen ONE light source indoors for a longer lifespan.




2

Charging Frandsen ONE light source:
Is fully charged when the light turns green



3

On / Off
3 step dimmable



FRANDSEN